





Uniform Checklist

ITEM	PHOTOGRAPH
<p><u>Jumper/Cardigan</u> Navy blue with the school logo– as shown on the Vortex Uniform sheet.</p> <p><u>Shirt</u> White with a pointed collar – not a polo shirt. The shirt may have long or short sleeves.</p> <p>These can be purchased from stores other than Vortex.</p>	
<p><u>Trousers</u> <u>Grey tailored formal style.</u> These should not be skinny leg, stretchy, patterned, decorated, jeans, flares, boot leg, tracksuit or leggings – regardless of being branded School. Shop/Uniform etc. Trousers should not have decorative buttons, buckles or fashion belts.</p> <p><u>Skirt</u> Grey, tailored, knee length .</p>	
<p><u>Tie</u> As shown on the Vortex Uniform sheet.</p> <p><u>Summer Dress</u> Navy and white gingham.</p> <p>These can be purchased from stores other than Vortex.</p>	
<p><u>Shoes</u> Only plain black shoes are allowed – leather or leather look. Footwear must be sensible – heels, pumps, trainers, sandals or boots of any kind are not permitted.</p>	

PE KIT	PHOTOGRAPH
<p><u>Sweat shirt</u> Emerald green, round neck with school logo - as shown on the Vortex Uniform sheet.</p> <p><u>Tracksuit Trousers</u> <u>Plain black</u> – no logo or stripes.</p> <p>These can be purchased from stores other than Vortex.</p>	 
<p><u>T Shirt</u> Plain white, round necked with the school logo - as shown on the Vortex Uniform sheet.</p> <p><u>Shorts</u> Plain black - as shown on the Vortex Uniform sheet.</p> <p>These can be purchased from stores other than Vortex.</p>	 
<p><u>Trainers - for PE only</u> These must be flat soled and appropriate for sporting activity.</p>	